

Aluminum Association
Standard Commercial
Tolerances for
extruded rod, bar,
and shapes
apply unless
otherwise noted.

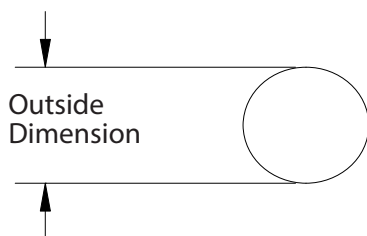
**Jordan Aluminum
Extrusion
Company, LLC**

PO Box 752268
Memphis, TN
38175-2268

TF: 800.883.4590
PH: 901.866.2665
FX: 901.363.8226

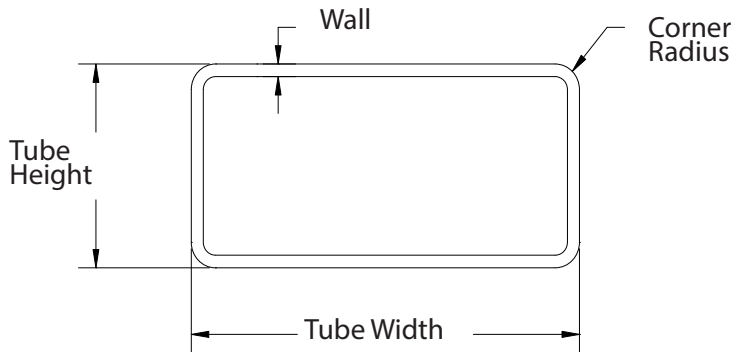
DIE NO.	OUTSIDE DIM.	WALLS	CORNERS	WT/FT
H-1189	1.000	.062	.125	.268
H-1247	.490	.044	.030	.092
H-1642	2.000	.125	.010	1.126
H-1643	1.750	.125	.010	.976
H-1644	.500	.090	.015	.178
H-1849	2.188	.188	.010	1.805
H-1912	1.500	.062	.125	.416
H-1919	1.000	.040	SHARP	.185
H-1920	1.000	.100	.062 x SHARP	.428
H-1921	.750	.062	SHARP	.205
H-1944	1.000	.075	.125 x .050	.319
H-1959	.938	.040	.156	.161
H-2162	.938	.054	.156 x .102	.215
H-2166	1.500	.040	.015	.281
H-2170	1.500	.060	.010 x .016	.415
H-2209	1.000	.053	.015 x .038	.242
H-2614	1.250	.125	.010	.676
H-2618	1.000	.125	.125 x SHARP	.509
H-2712	2.250	.125	SHARP	1.276
H-2860	.750	.045	.063	.151
H-3055	.500	.047	.010	.102
H-3184	1.250	.100	.060	.547
H-3185	1.500	.100	.060	.668
H-3451	.950	.050	.094	.223
H-3460	1.250	.090	.125	.485
H-3496	2.500	.250	.125	2.700
H-3508	1.375	.062	.125	.378
H-3539	1.250	.065	.187	.348
H-3540	1.500	.125	.140	.804
H-3658	1.250	.125	.010	.659
H-3659	.970	.050	.094	.228
H-3674	3.000	.235	.250	3.070
H-3732	.750	.062	.093	.197
H-3733	1.220	.125	.125	.641
H-3734	1.500	.080	.125	.534
H-3804	1.500	.188	.125	1.184

Round Rod



DIE NO.	OUTSIDE DIM.	WT/FT	FINISH
S-1184	.375	.132	
S-2847	.625	.367	

RECTANGULAR TUBE



DIE NO. WIDTH HEIGHT WALLS CORNERS WT/FT

H-1380	1.250	1.000	.085	.062 X .031	.421
H-1514	1.500	1.000	.062	.125	.342
H-1515	2.000	1.000	.062	.125	.416
H-1634	3.375	2.250	.250	.060 X .030	3.072
H-2053	.856	.234	.045	.016	.108
H-2186	1.438	.938	.040	.156 X .116	.209
H-2216	2.000	1.000	.040	.125 X .085	.272
H-2288	1.000	.400	.060	.015	.200
H-2322	2.000	1.000	.125	.125	.826
H-2475	4.000	1.500	.125	.125	1.559
H-2507	2.000	1.000	.085	.125	.578
H-2514	2.000	1.000	.100	SHARP	.672
H-2520	2.000	1.000	.100	.125	.672
H-2861	1.500	1.000	.050	.010	.288
H-3454	2.000	1.000	special	see dwg	.534
H-3492	3.000	2.000	.188	.250	2.086
H-3493	4.000	2.000	.125	.250	1.724
H-3494	4.000	2.000	.250	.250	3.299
H-3495	4.000	3.000	.250	.250	3.899
H-3541	3.000	1.500	.125	.140	1.255
H-3542	4.000	1.750	.125	.140	1.631
H-3583	2.000	1.500	.125	.140	.955
H-3735	1.704	1.250	.065	see dwg	.428
H-3785	1.750	1.500	.070	.050	.532
H-3820	3.000	1.000	.250	see dwg	2.039
H-3821	3.000	1.500	.250	see dwg	2.339

Aluminum Association
Standard Commercial
Tolerances for
extruded rod, bar,
and shapes
apply unless
otherwise noted.

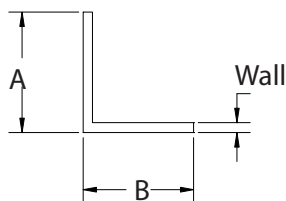
**Jordan Aluminum
Extrusion
Company, LLC**

PO Box 752268
Memphis, TN
38175-2268

TF: 800.883.4590
PH: 901.866.2665
FX: 901.363.8226

Rectangular Tube - Double Hollow

H-2002	2.500	1.000	.065	.140	.584
--------	-------	-------	------	------	------



90°Angles

90 DEGREE ANGLES

DIE NO.	A	B	WALLS	CORNERS	WT/FT
S-1097	.750	.750	.062	.010	.107
S-1156	1.250	1.000	.062	.010	.162
S-1168	1.000	1.000	.062	.010	.144
S-1223	2.000	1.250	.050	.010	.194
S-1243	1.000	2.000	.125	.010	.431
S-1402	1.125	.750	.050	.010	.109
S-1647	3.000	2.500	.375	.015	2.306
S-1961	1.250	.750	.045	.010	.106
S-1983	1.250	.750	.080	.010	.206
S-1984	1.000	.750	.040	.010	.082
S-1996	.940	.940	.040	.010	.0876
S-2036	.670	.750	.080	.010	.128
S-2052	.750	.750	.080	.010	.136
S-2142	5.125	.375	.080	.016	.521
S-2179	1.125	.875	.060	.010	.148
S-2189	3.250	2.000	.100	.010	.643
S-2465	1.062	1.062	.050	.062	.125
S-2489	2.125	.750	.125	.010	.413
S-2504	1.000	1.000	.125	.010	.281
S-2505	1.500	1.000	.094	.010	.271
S-2521	1.500	1.500	.050	.010	.178
S-2534	.750	.750	.125	.010	.206
S-2577	.542	.592	.040	.010	.053
S-2583	1.500	1.500	.188	.010	.635
S-2584	2.500	2.500	.188	.010	1.086
S-2585	2.000	4.375	.062	.010	.469
S-2609	.288	.866	.062	.010	.080
S-2655	.750	.250	.062	.010	.070
S-2695	1.500	1.500	.188	.010	.635
S-2725	1.500	1.500	.125	.010	.431
S-2726	2.000	2.000	.125	.010	.581
S-2942	2.000	.750	.062	.031	.198
S-2943	2.000	2.000	.062	.010	.290
S-3449	0.900	1.438	.078	.010	.218
S-3522	0.750	.750	.045	.010	.078
S-3523	0.750	1.750	.045	.010	.132
S-3729	1.500	1.500	.125	.015	.432

Aluminum Association
Standard Commercial
Tolerances for
extruded rod, bar,
and shapes
apply unless
otherwise noted.

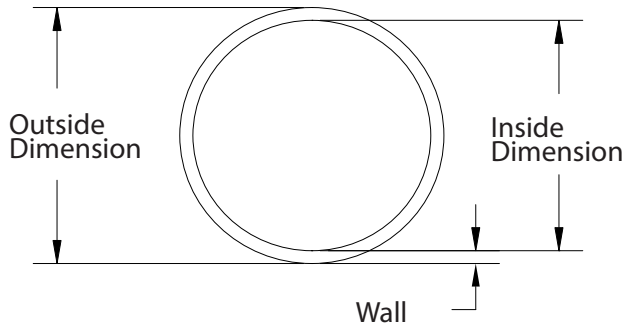
**Jordan Aluminum
Extrusion
Company, LLC**

PO Box 752268
Memphis, TN
38175-2268

TF: 800.883.4590
PH: 901.866.2665
FX: 901.363.8226

92 DEGREE ANGLES

S-1946	2.500	1.000	.070	.010	.288
S-1948	1.250	1.000	.070	.010	.183



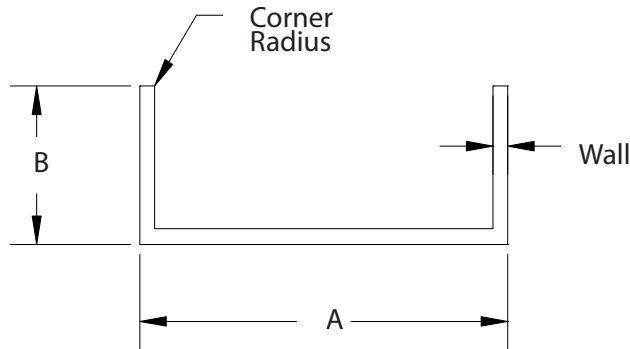
DIE NO.	OUTSIDE DIM	INSIDE DIM	WALLS	WT/FT
H-1545	1.900	1.610	.145	.940
H-1549	1.660	1.380	.140	.786
H-1550	1.900	1.500	.200	1.256
H-1947	.500	.400	.050	.084
H-1949	.500	.324	.088	.137
H-2408	.750	.630	.060	.156
H-2497	1.000	.890	.055	.196
H-2581	.750	.620	.065	.168
H-2619	1.000	.750	.125	.413
H-2661	.750	.500	.125	.295
H-2743	1.250	1.000	.125	.530
H-2842	1.125	.995	.065	.259
H-2844	.625	.525	.050	.109
H-2845	.500	.400	.050	.084
H-2846	1.250	1.120	.065	.289
H-2848	1.000	.870	.065	.228
H-2849	.875	.745	.065	.198
H-2850	.625	.495	.065	.137
H-2892	2.000	1.880	.060	.439
H-2893	1.825	1.705	.060	.399
H-2894	1.510	1.410	.050	.275
H-2902	1.125	.925	.100	.386
H-2914	.875	.775	.050	.155
H-2934	1.00	.900	.050	.179
H-3171	.750	.650	.050	.132
H-3346	3.070	2.93	.070	.791
H-3673	.375	.251	.062	.072
H-3695	1.500	1.250	1.250	.647
H-3731	1.625	1.475	.075	.438

Aluminum Association
Standard Commercial
Tolerances for
extruded rod, bar,
and shapes
apply unless
otherwise noted.

**Jordan Aluminum
Extrusion
Company, LLC**

PO Box 752268
Memphis, TN
38175-2268

TF: 800.883.4590
PH: 901.866.2665
FX: 901.363.8226



DIE NO.	A	B	WALLS	CORNERS	WT/FT
S-1701	2.260	.305	.055	MULTIPLE	.178
S-1942	2.050	.625	.040	.010	.158
S-1943	1.580	.790	.040	FULL RAD.	.148
S-2000	1.270	.500	.125	FULL RAD.	.293
S-2051	1.500	.625	.080	.010	.248
S-2760	1.624	.812	.062	.010	.232
S-2762	1.610	.687	.055	.015	.188
S-3455	2.000	2.000	.188	.012	.268
S-3501	2.500	1.500	.125	.015	.787
S-3502	3.53	2.25	.25	See Dwg	2.234
S-3549	4.000	2.000	.188	.015	1.720
S-3550	5.000	1.500	.125	.01	1.020
S-3726	3.000	1.500	.190	.010	.282
S-3818	4.75	1.625	.375	See Dwg	3.294

Aluminum Association
Standard Commercial
Tolerances for
extruded rod, bar,
and shapes
apply unless
otherwise noted.

Channel - H

S-1378	1.250	.562	.055	.010	.193
S-2205	.555	.181	.010	.010	.066
S-2779	1.600	1.050	.050	.010	.215

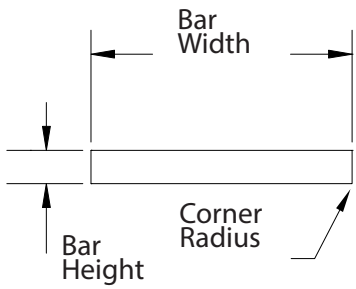
**Jordan Aluminum
Extrusion
Company, LLC**

PO Box 752268
Memphis, TN
38175-2268

TF: 800.883.4590
PH: 901.866.2665
FX: 901.363.8226

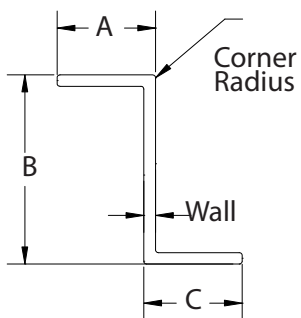
Channel - Ramp Frame

H-2001	1.938	.134	.062	.062-.010	.512
	125 CORNER WEB				



DIE NO.	WIDTH	HEIGHT	CORNERS	WT/FT
S-1106	4.000	.080	.040	.383
S-1351	1.250	.250	.016	.375
S-1480	2.000	.125	.010	.300
S-1481	2.500	.125	.010	.376
S-1482	3.000	.125	.010	.450
S-1483	3.500	.125	.010	.524
S-1484	4.000	.125	.010	.600
S-1497	2.000	.182	.010	.437
S-1548	4.000	.250	.010	1.200
S-1562	1.500	.125	.010	.226
S-1592	4.500	.125	.010	.676
S-2267	1.000	.062	.031	.073
S-2494	.750	.125	.010	.113
S-2496	1.000	.125	.010	.150
S-2503	1.000	.188	.010	.226
S-2580	2.000	.500	.250	1.135
S-2597	3.000	.250	.010	.900
S-2598	.375	.250	.010	.112
S-2666	.750	.250	.010	.226
S-2696	1.500	.188	.063	.335
S-2731	2.000	.188	.063	.448
S-3020	1.500	.062	.031	.110
S-3141	2.000	.250	.010	.600
S-3450	1.500	.188	.010	.338
S-3500	2.000	.375	.015	.900
S-3521	4.000	.062	.010	.298
S-3591	1.625	.250	.015	.487
S-3662	1.500	.375	.016	.676
S-3671	1.250	.375	.010	.563
S-3730	4.000	.188	.015	.902
S-3736	1.500	.250	.010	.450
S-3810	2.000	1.000	.010	2.400
S-3858	6.000	.500	.016	3.600

Z Angles



DIE NO.	A	B	C	WALLS	CORNERS	WT/FT
S-2187	.750	2.250	.750	.060	.010	.262
S-2191	1.000	2.000	1.000	.060	.015	.280
S-2208	.375	.350	.375	.050	.010	.060

Aluminum Association
Standard Commercial
Tolerances for
extruded rod, bar,
and shapes
apply unless
otherwise noted.

**Jordan Aluminum
Extrusion
Company, LLC**

PO Box 752268
Memphis, TN
38175-2268

TF: 800.883.4590
PH: 901.866.2665
FX: 901.363.8226